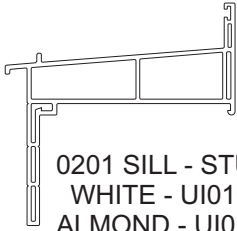
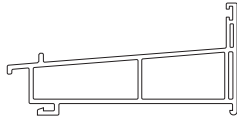


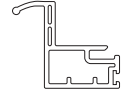
A201 DOUBLE HUNG



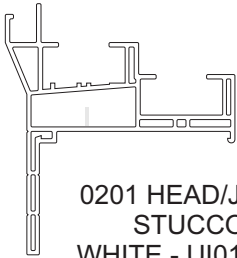
0201 SILL - STUCCO
WHITE - UI0102S1
ALMOND - UI0102S4
CLAY - UI0102S5
BRZ/WHT - UI010292



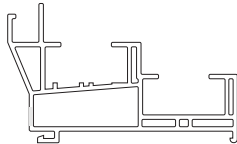
0201 Sill
WHITE - UI0028S1
ALMOND - UI0028S4
CLAY - UI0028S5
BRZ/WHT - UI002892



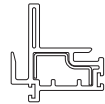
LIFT / PULL RAIL
WHITE - UI002901
ALMOND - UI002954
CLAY - UI002951
BRZ/WHT - UI002992



**0201 HEAD/JAMB
STUCCO**
WHITE - UI010101
ALMOND - UI010154
CLAY - UI010151
BRZ/WHT - UI010192



0201 HEAD/JAMB
WHITE - UI002701
ALMOND - UI002754
CLAY - UI002751
BRZ/WHT - UI002792



KEEPER RAIL
WHITE - UI0030S1
ALMOND - UI0030S4
CLAY - UI0030S5
BRZ/WHT - UI003092



**KEEPER/ COMMON RAIL
REINFORCEMENT**

- 144" - UY0094XX
- 4" - UY009404
- 6" - UY009406
- 8" - UY009408
- 10" - UY009410
- 12" - UY009412
- 14" - UY009414
- 16" - UY009416
- 18" - UY009418
- 20" - UY009420
- 22" - UY009422
- 24" - UY009424
- 26" - UY009426
- 28" - UY009428
- 30" - UY009430
- 32" - UY009432
- 34" - UY009434
- 36" - UY009436
- 38" - UY009438
- 40" - UY009440
- 42" - UY009442
- 44" - UY009444
- 46" - UY009446
- 48" - UY009448
- 50" - UY009450
- 52" - UY009452
- 54" - UY009454
- 56" - UY009456
- 58" - UY009458



**LOCK RAIL
REINFORCEMENT**

- 144" - UY0095XX
- 4" - UY009504
- 6" - UY009506
- 8" - UY009508
- 10" - UY009510
- 12" - UY009512
- 14" - UY009514
- 16" - UY009516
- 18" - UY009518
- 20" - UY009520
- 22" - UY009522
- 24" - UY009524
- 26" - UY009526
- 28" - UY009528
- 30" - UY009530
- 32" - UY009532
- 34" - UY009534
- 36" - UY009536
- 38" - UY009538
- 40" - UY009540
- 42" - UY009542
- 44" - UY009544
- 46" - UY009546
- 48" - UY009548
- 50" - UY009550
- 52" - UY009552
- 54" - UY009554
- 56" - UY009556
- 58" - UY009558



BALANCE SCREW
#8 x 7/8" PHL FH
ZINC - UZ005400



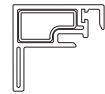
PIVOT BAR SCREW
#8 x 5/8" PHL TRUSS
STAINLESS - UZ012800



LOCK SCREW
#8 x 3/4" PHL FH TEK
WHITE - UZ008301
CLAY - UZ008351



KEEPER SCREW
#6 x 5/8" PHL FH TEK
WHITE - UZ012501
CLAY - UZ012551



LOCK RAIL
WHITE - UI003101
ALMOND - UI003154
CLAY - UI003151



COMMON RAIL
WHITE - UI0032S1
ALMOND - UI0032S4
CLAY - UI0032S5
BRZ/WHT - UI003292



JAMB ADJUSTER
UZ009200



REINFORCEMENT SCREW
#6 x 1/2" PHL FH TEK
UZ001200

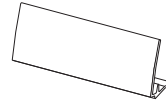
A201 DOUBLE HUNG



WEEP COVER
 WHITE - US004001
 ALMOND - US004023
 CLAY - US004051
 BRZ/WHT - US004092



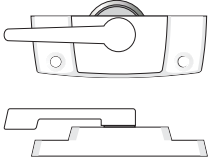
**ADHESIVE
 SETTING BLOCK**
 13/16 x 13/16 x 1/8" - UM010700



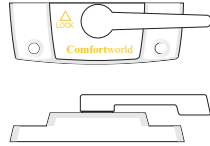
**FACE LOAD
 CLAMSHELL BEAD**
 WHITE - UI000101
 ALMOND - UI000154
 CLAY - UI000151
 BRZ-WHT - UI000192



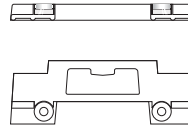
SILL EXTENDER
 WHITE - UI004001
 ALMOND - UI004054
 CLAY - UI004051
 BRZ-WHT - UI004092



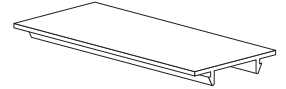
STANDARD LOCK
 WHITE - UM008101
 ALMOND - UM008154
 CLAY - UM008151



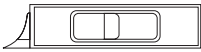
WW LOCK
 WHITE - UM000501
 ALMOND - UM000554
 CLAY - UM000551



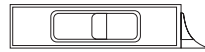
SLOTTED KEEPER
 WHITE - UM008901
 ALMOND - UM008954
 CLAY - UM008951



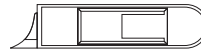
SASH STOP
 WHITE (16') - UK001001
 WHITE (4.5") - UK0010X1
 ALMOND(16') - UK001054
 ALMOND(4.5") - UK001X54
 CLAY (16') - UK001051
 CLAY (4.5") - UK001X51



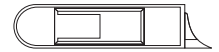
STANDARD RH TILT LATCH
 WHITE - US012101
 ALMOND - US012123
 CLAY - US012151



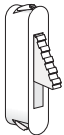
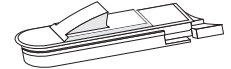
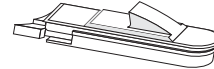
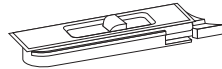
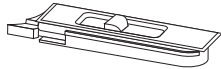
STANDARD LH TILT LATCH
 WHITE - US012201
 ALMOND - US012223
 CLAY - US012251



**WW RH TILT LATCH
 (BOTTOM SASH ONLY)**
 WHITE - US002101
 ALMOND - US002123
 CLAY - US002151



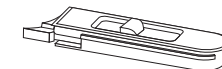
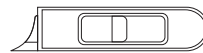
**WW LH TILT LATCH
 (BOTTOM SASH ONLY)**
 WHITE - US002001
 ALMOND - US002023
 CLAY - US002051



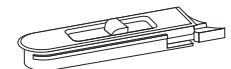
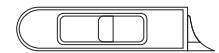
**STANDARD
 DOUBLE HUNG
 VENT LOCK**
 WHITE - UM004801
 ALMOND - UM740223
 CLAY - UM740251



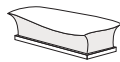
BALANCE COVER
 WHITE - UK000901
 ALMOND - UK000954
 CLAY - UK000951



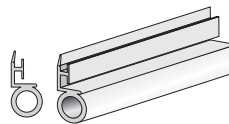
**WW RH TILT LATCH
 (TOP SASH ONLY)**
 WHITE - US008001
 ALMOND - US008023
 CLAY - US008051



**WW LH TILT LATCH
 (TOP SASH ONLY)**
 WHITE - US007901
 ALMOND - US007923
 CLAY - US007951



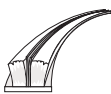
**INTERLOCK
 DUST PLUG**
 UJ003200



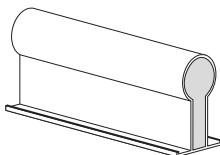
**BOTTOM SASH
 BOTTOM RAIL
 BULB SEAL**
 WHITE - UJ004701
 ALMOND - UJ004754
 CLAY - UJ004751
 BRZ/WHT - UJ004792



"SHORT" PIVOT BAR
 US021500



WEATHERSTRIPPING
 WHITE 0.190 - UJ004101
 WHITE 0.240 - UJ004201
 BRZ/WHT 0.240 - UJ002271
 WHITE 0.260 - UJ004301
 BRZ/WHT 0.260 - UJ002471
 WHITE 0.350 - UJ004401
 BRZ/WHT 0.350 - UJ002971

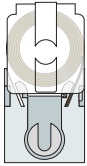


**KEEPER RAIL
 BULB SEAL**
 WHITE - UJ000201
 ALMOND - UJ000254
 CLAY - UJ000251
 BRZ/WHT - UJ000292



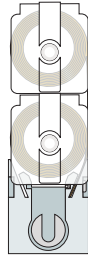
**ADHESIVE TAPE LINK/
 CORNER DART**
 GRAY - UM010410

A201 DOUBLE HUNG



CONSTANT FORCE BALANCES

7# BROWN - UV008000
4# RED - UV008100
5# BLUE - UV008200
6# YELLOW - UV008300
7# GREEN - UV008400
8# LIGHT GRAY - UV008500
9# NATURAL - UV008600



CONSTANT FORCE BALANCES

5#5# EGR PURPLE E301 BS - UV007800
5#5# RED - UV009100
5#6# BLUE - UV009200
6#6# YELLOW - UV009300
6#7# GREEN - UV009400
7#7# LIGHT GRAY - UV009500
7#8# ORANGE - UV009600
8#8# WHITE - UV009700
8#9# NATURAL - UV008700
9#9# PURPLE - UV008800



CONSTANT FORCE BALANCES

7#6#6# BLUE - UV010400
8#6#6# YELLOW - UV010500
7#7#7# GREEN - UV010600
8#7#7# LIGHT GRAY - UV010700
8#7#8# ORANGE - UV010800
8#8#8# WHITE - UV010900



INSTALLATION SCREW PACK

#8 x 2 1/2" PHL PH
ZINC - UZ004100



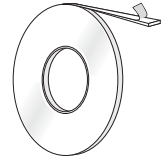
CF BALANCE COIL CASE HOLDER

UV000100



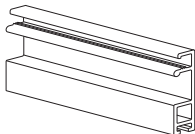
HEAD INSERT

WHITE - UI002201
ALMOND - UI002254
CLAY - UI002251



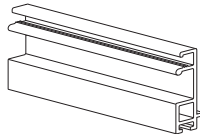
GLAZING TAPE

1/16" x 3/8"
GRAY, ACRY
US079210



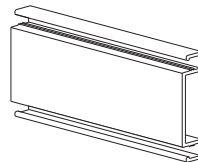
SCREEN RAIL

WHITE - UA001701
ALMOND - UA001754
CLAY - UA001751
BRZ/WHT - UA001792



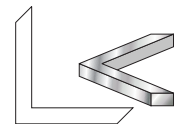
DEPTH STOP SCREEN RAIL

WHITE - UA001901
ALMOND - UA001954
CLAY - UA001951
BRZ/WHT - UA001992



FULL SCREEN TIE BAR

WHITE - UA157701
ALMOND - UA157754
CLAY - UA157751
BRZ/WHT - UA157792



SCREEN CORNER KEY

US007500



2 LITE SLIDER FULL SCREEN TRACK FILLER

WHITE - UI002301
ALMOND - UI002354
CLAY - UI002351
BRZ/WHT - UI002392



0.145 SCREEN SPLINE

UG000600

0.150 SCREEN SPLINE

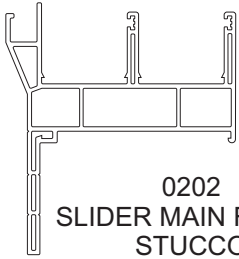
UG000500



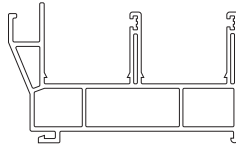
SCREEN SPRING

US007400

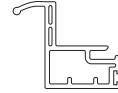
A202 XX DOUBLE SLIDE A203 XXX TRIPLE SLIDE



0202
SLIDER MAIN FRAME
STUCCO
WHITE - UI0103S1
ALMOND - UI0103S4
CLAY - UI0103S5
BRZ/WHT - UI010392



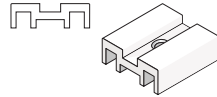
0202
SLIDER MAIN FRAME
WHITE - UI0033S1
ALMOND - UI0033S4
CLAY - UI0033S5
BRZ/WHT - UI003392



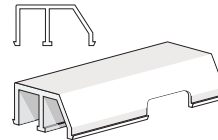
LIFT / PULL RAIL
WHITE - UI002901
ALMOND - UI002954
CLAY - UI002951
BRZ/WHT - UI002992



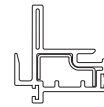
WEEP COVER
WHITE - US004001
ALMOND - US004023
CLAY - US004051
BRZ/WHT - US004092



ANTI-LIFT BLOCK
WHITE - UK017901



ROLLER TRACK
WHITE - UI004401
ALMOND - UI004454
CLAY - UI004451



KEEPER RAIL
WHITE - UI0030S1
ALMOND - UI0030S4
CLAY - UI0030S5
BRZ/WHT - UI003092



KEEPER/ COMMON RAIL
REINFORCEMENT
144" - UY0094XX
4" - UY009404
6" - UY009406
8" - UY009408
10" - UY009410
12" - UY009412
14" - UY009414
16" - UY009416
18" - UY009418
20" - UY009420
22" - UY009422
24" - UY009424
26" - UY009426
28" - UY009428
30" - UY009430
32" - UY009432
34" - UY009434
36" - UY009436
38" - UY009438
40" - UY009440
42" - UY009442
44" - UY009444
46" - UY009446
48" - UY009448
50" - UY009450
52" - UY009452
54" - UY009454
56" - UY009456
58" - UY009458



LOCK RAIL
REINFORCEMENT
144" - UY0095XX
4" - UY009504
6" - UY009506
8" - UY009508
10" - UY009510
12" - UY009512
14" - UY009514
16" - UY009516
18" - UY009518
20" - UY009520
22" - UY009522
24" - UY009524
26" - UY009526
28" - UY009528
30" - UY009530
32" - UY009532
34" - UY009534
36" - UY009536
38" - UY009538
40" - UY009540
42" - UY009542
44" - UY009544
46" - UY009546
48" - UY009548
50" - UY009550
52" - UY009552
54" - UY009554
56" - UY009556
58" - UY009558



ANTI-LIFT SCREW
#8 x 7/8" PHL FH
ZINC - UZ005400



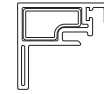
PIVOT BAR SCREW
#8 x 5/8" PHL TRUSS
STAINLESS - UZ012800



LOCK SCREW
#8 x 3/4" PHL FH TEK
WHITE - UZ008301
ALMOND - UZ008354
CLAY - UZ008351



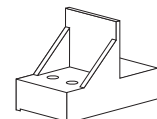
KEEPER SCREW
#6 x 5/8" PHL FH TEK
WHITE - UZ012501
ALMOND - UZ012554
CLAY - UZ012551



LOCK RAIL
WHITE - UI003101
ALMOND - UI003154
CLAY - UI003151



COMMON RAIL
WHITE - UI0032S1
ALMOND - UI0032S4
CLAY - UI0032S5
BRZ/WHT - UI003292

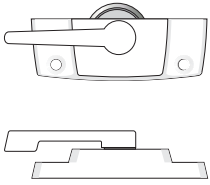


FLANKER KIT
WHITE - UN020301
ALMOND - UN020323
CLAY - UN020351
BRZ/WHT - UN020392

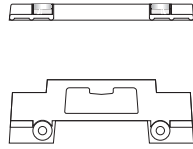


REINFORCEMENT SCREW
#6 x 1/2" PHL FH TEK
UZ001200

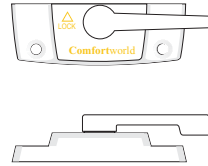
A202 XX DOUBLE SLIDE A203 XXX TRIPLE SLIDE



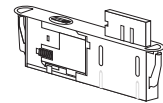
STANDARD LOCK
WHITE - UM008101
CLAY - UM008151



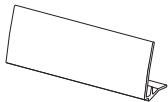
SLOTTED KEEPER
WHITE - UM008901
CLAY - UM008951



WW LOCK
WHITE - UM000501
CLAY - UM000551



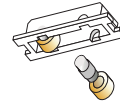
SLIDER VENT LOCK
TALL BUTTON
WHITE - UM005201
ALMOND - UM005223
CLAY - UM005251



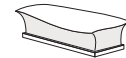
FACE LOAD
CLAMSHELL BEAD
WHITE - UI000101
CLAY - UI000151
BRZ-WHT - UI000192



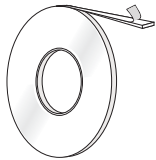
ADHESIVE
SETTING BLOCK
13/16 x 13/16 x 1/8" - UM010700



SLIDER ROLLER
US002400



INTERLOCK
DUST PLUG
UJ003200



GLAZING TAPE
1/16" x 3/8"
GRAY, ACRY
US079210



WEEP COVER
WHITE - US004001
ALMOND - US004023
CLAY - US004051
BRZ/WHT - US004092



2 LITE SLIDER
FULL SCREEN
TRACK FILLER
WHITE - UI002301
ALMOND - UI002354
CLAY - UI002351
BRZ/WHT - UI002392



ADHESIVE TAPE LINK/
CORNER DART
GRAY - UM010410



SCREEN RAIL
WHITE - UA001701
CLAY - UA001751
BRZ/WHT - UA001792



DEPTH STOP
SCREEN RAIL
WHITE - UA001901
CLAY - UA001951
BRZ/WHT - UA001992



FULL SCREEN
TIE BAR
WHITE - UA157701
CLAY - UA157751
BRZ/WHT - UA157792



INSTALLATION
SCREW PACK
#8 x 2 1/2" PHL PH
ZINC - UZ004100



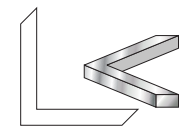
WEATHERSTRIPPING
WHITE 0.190 - UJ004101
WHITE 0.240 - UJ004201
BRZ/WHT 0.240 - UJ002271
WHITE 0.260 - UJ004301
BRZ/WHT 0.260 - UJ002471
WHITE 0.350 - UJ004401
BRZ/WHT 0.350 - UJ002971



0.145 SCREEN SPLINE
UG000600
0.150 SCREEN SPLINE
UG000500

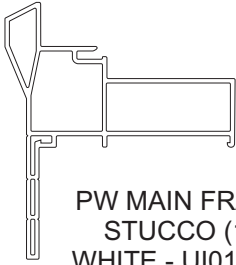


SCREEN SPRING
US007400

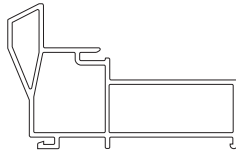


SCREEN
CORNER KEY
US007500

A204 Picture Window



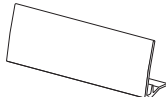
PW MAIN FRAME
STUCCO (1")
WHITE - UI010401
ALMOND - UI010454
CLAY - UI010451
BRZ/WHT - UI010492



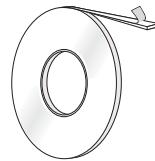
PW MAIN FRAME (1")
WHITE - UI010001
ALMOND - UI010054
CLAY - UI010051
BRZ/WHT - UI010092



ADHESIVE
SETTING BLOCK
1 x 1 x 1/8" - UM010800



FACE LOAD
CLAMSHELL BEAD
WHITE - UI000101
ALMOND - UI000154
CLAY - UI000151
BRZ-WHT - UI000192



GLAZING TAPE
1/16" x 3/8"
GRAY, ACRY
US079210



ADHESIVE TAPE LINK/
CORNER DART
GRAY - UM010410



WEEP COVER
WHITE - US004001
CLAY - US004051
BRZ/WHT - US004092

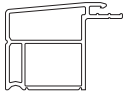


FACE LOAD
CLAMSHELL BEAD
for SPECIAL SHAPES
WHITE - UI003801
ALMOND - UI003854
CLAY - UI003851

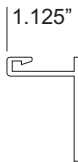


INSTALLATION
SCREW PACK
#8 x 2 1/2" PHL PH
ZINC - UZ004100


OPTIONS



1 3/8" BRICKMOLD
 WHITE - UI001001
 ALMOND - UI001054
 CLAY - UI001051
 BRZ-WHT - UI001092
 (BOTHHELL ONLY)



NAIL FIN (1.125 NFS)
 WHITE - UI004101
 CLAY - UI004151
 ALMOND - UI004154
 BRZ/WHT - UI004192
 14' stock length



2" BRICKMOLD
 WHITE - UI001101
 ALMOND - UI001154
 CLAY - UI001151
 BRZ-WHT - UI001192
 (BOTHHELL ONLY)



SILL EXTENDER
 WHITE - UI004001
 ALMOND - UI004054
 CLAY - UI004051
 BRZ-WHT - UI004092



INTERIOR MULLION
 WHITE - UI004201
 ALMOND - UI004254
 CLAY - UI004251




EXTERIOR MULLION
 WHITE - UI003901
 ALMOND - UI003954
 CLAY - UI003951
 BRZ-WHT - UI003992



10 DEGREE BAY/ BOW
 EXTERIOR MULLION
 WHITE - UK018801
 ALMOND - UK018854
 CLAY - UK018851
 BRZ-WHT - UK018892



30 DEGREE BAY/ BOW
 EXTERIOR MULLION
 WHITE - UK018601
 ALMOND - UK018654
 CLAY - UK018651
 BRZ-WHT - UK018692



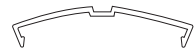
BAY/BOW
 HANGER KIT
 UY004500



3/8" CAP PLUG
 WHITE - US001901
 ALMOND - US001954
 CLAY - US001951



15 DEGREE BAY/ BOW
 EXTERIOR MULLION
 WHITE - UK018701
 ALMOND - UK018754
 CLAY - UK018751
 BRZ-WHT - UK018792



45 DEGREE BAY/ BOW
 EXTERIOR MULLION
 WHITE - UK018501
 ALMOND - UK018554
 CLAY - UK018551
 BRZ-WHT - UK018592



3/8" EYE NUT
 UY004300



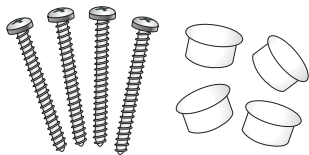
1/2" EYE NUT
 UY004400



MULL SCREW
 #8 x 1" PHL PH
 WHITE - UZ011001
 ALMOND - UZ011054
 CLAY - UZ011051
 BRZ/WHT - UZ011092



EXCALIBUR MULL
 REINFORCEMENT
 GALVANIZED STEEL
 UY010100



INSTALLATION
 SCREW PACK
 w/ PLUGS
 #8 x 2 1/2" PHL PH
 WHITE - UZ006001
 ALMOND - UZ006054
 CLAY - UZ006051



#8 x 3" PHL PH
 UZ004700



#8 x 2 1/2" PHL PH
 UZ009500



#8 x 2" PHL PH
 UZ006900

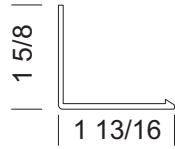


#8 x 1 1/2" PHL FH TRUSS
 UZ009100

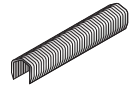
OPTIONS, PACKAGING




INTERIOR JAMB
TRIM RECEIVER
WHITE - UK018201
CLAY - UK018251
ALMOND - UK018254



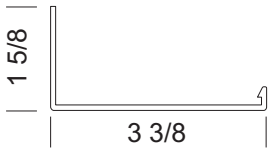
EXTERIOR JAMB TRIM
WHITE - UK019001
CLAY - UK019051
ALMOND - UK019054
BRZ/WHT - UK019092



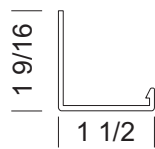
1/4" CROWN STAPLE
UN021000



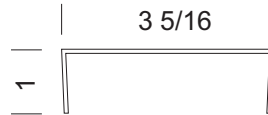
1/2" STAPLE
UN020900



EXTERIOR SILL TRIM
for INSULATED SEATS
WHITE - UK018401
CLAY - UK018451
ALMOND - UK018454
BRZ/WHT - UK018492



EXTERIOR
HEAD/SILL TRIM
WHITE - UK018001
CLAY - UK018051
ALMOND - UK018054
BRZ/WHT - UK018092



HEAD EXPANDER
WHITE - UI005001
CLAY - UI005051
ALMOND - UI005054
BRZ/WHT - UI005092



TOUCH-UP PENS
(PAINT PENS)
BRONZE -



"THIS END UP"
LABEL
UN023600



WINDOW WORLD
4000 SERIES
CLING LABEL
UN039700



TREMGLAZE
SILICONE CAULK
WHITE - BH860701
CLAY - BH860751
BRONZE - BH860792
CLEAR - BH860700

POLY HAND STRAP
UN041400


1/2" POLY BUCKLE
UN042700

SLIDER FOAM BLOCK
UN044500

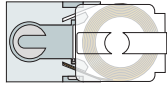
PACKAGING
WINDOW SLEEVE
UN039800

PACKAGING
WINDOW CORNER
UN039900

BAY/BOW
CARDBOARD EDGE
UN040300



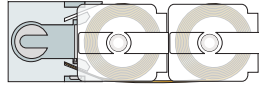
30" STRETCH WRAP
UN042100



CONSTANT FORCE
BALANCES

Sash weight

4-6	3# BROWN - UV008000
7-8	4# RED - UV008100
9-10	5# BLUE - UV008200
11-12	6# YELLOW - UV008300
13-14	7# GREEN - UV008400
15-16	8# LIGHT GRAY - UV008500
17-18	9# NATURAL - UV008600



CONSTANT FORCE
BALANCES

Sash weight

E301 Sash	#55 EGR - UV007800
19-20	#55 RED - UV009100
21-22	#56 BLUE - UV009200
23-24	#66 YELLOW - UV009300
25-26	#67 GREEN - UV009400
27-28	#77 LIGHT GRAY - UV009500
29-30	#78 ORANGE - UV009600
31-32	#88 WHITE - UV009700
33-34	#89 NATURAL - UV008700
35-36	#99 PURPLE - UV008800




CONSTANT FORCE
BALANCES

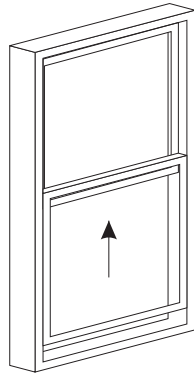
Sash weight

37-38	#766 BLUE - UV010400
39-42	#866 YELLOW - UV010500
43	#777 GREEN - UV010600
44-45	#877 LIGHT GRAY - UV010700
46-47	#878 ORANGE - UV010800
48-50	#888 WHITE - UV010900

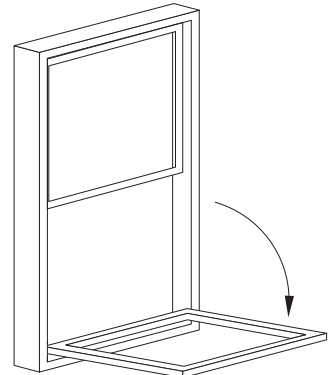
Double-hung Sash tilt & removal



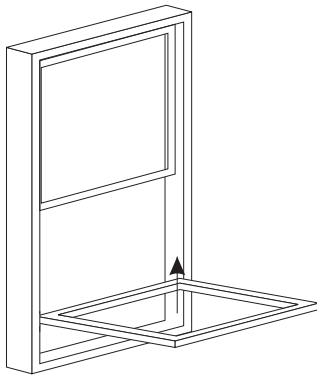
Unlock the sash.




Raise the sash
2 to 3 inches.



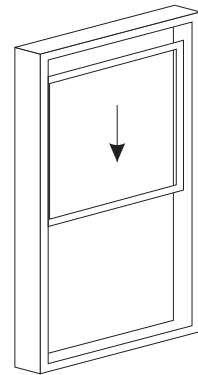
Release both tilt latches
and tilt sash in at 90°



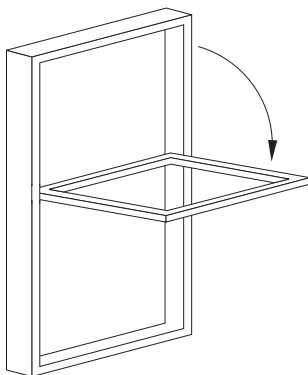
To remove the sash,
lift straight up off the
balances.



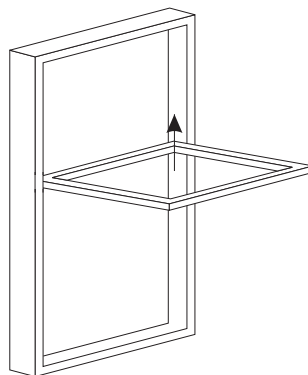
To remove the upper
sash, follow the same
procedure as before.



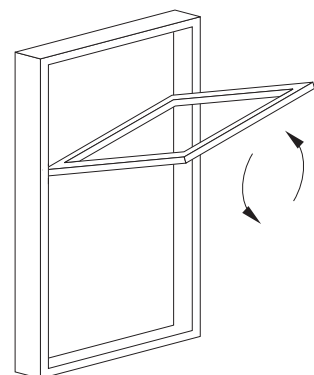
Lower the upper sash
1 to 2 inches.



Release the tilt latches
and tilt the sash in at 90°

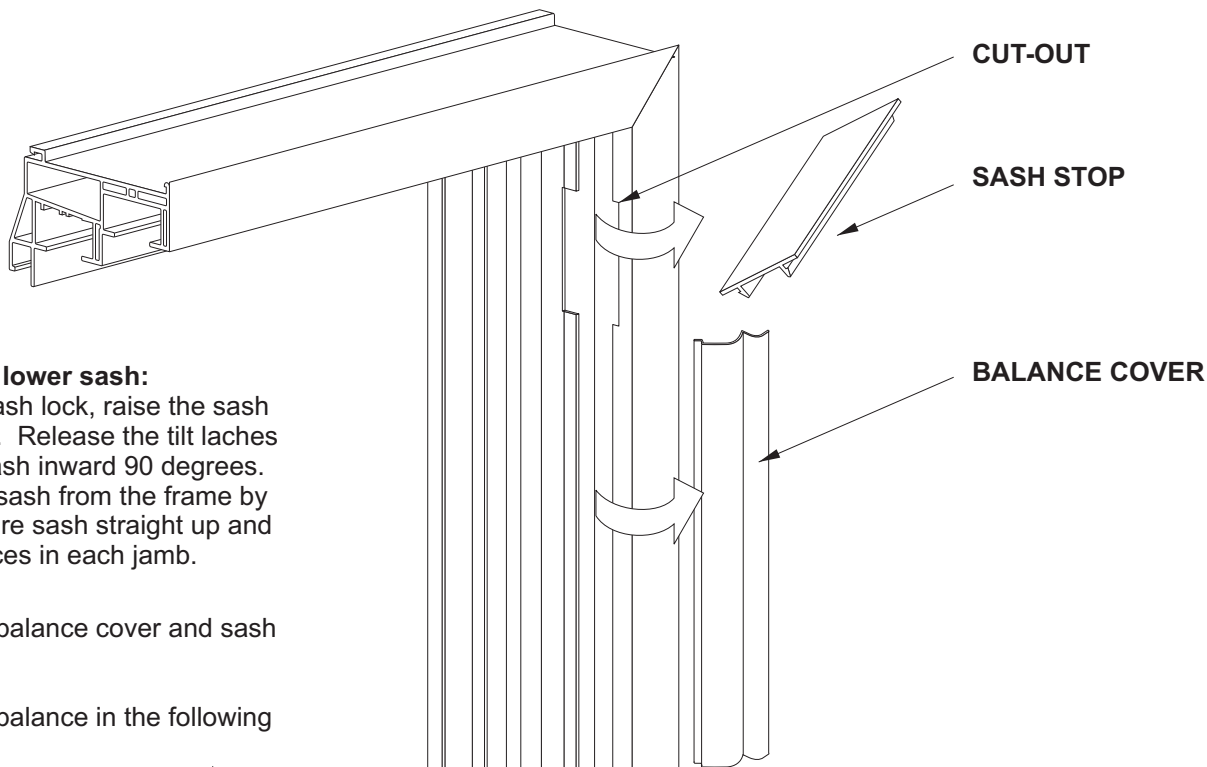


To remove the sash,
lift straight up off the
balances.



Rotate sash to clear
the pivot bars from the
frame.

Double-hung Balance replacement

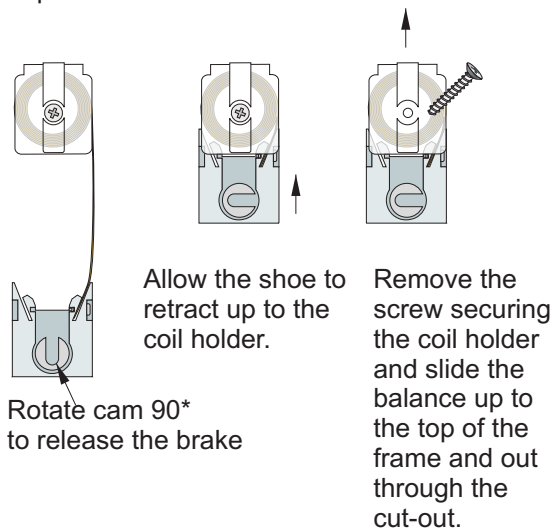


Remove the lower sash:

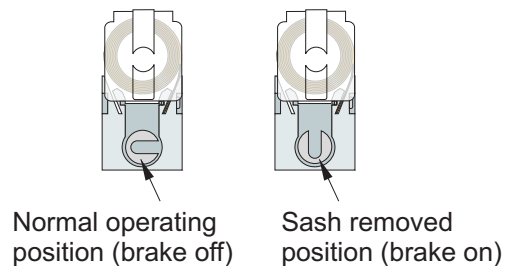
Unlock the sash lock, raise the sash 1 to 2 inches. Release the tilt latches and tilt the sash inward 90 degrees. Remove the sash from the frame by lifting the entire sash straight up and off the balances in each jamb.

Remove the balance cover and sash stop.

Remove the balance in the following process:



Constant Force Balance



Position the cam to the brake off position when removing the balance. Use a standard screwdriver to rotate the cam.

Reassembly:

Reverse this process - insert the new balance into the cut-out and drop it down, aligning the screw holes. Install the screw; push the shoe half way down the frame and lock the brake by rotating the cam. Make sure both balances are at the same elevation before installing the sash.