
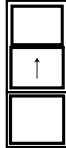
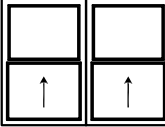
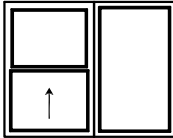
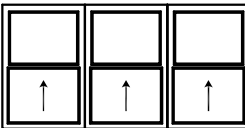
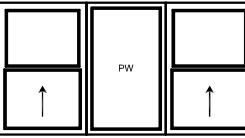
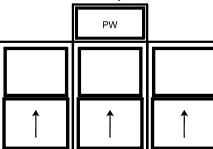
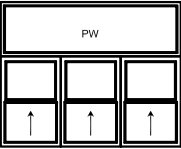
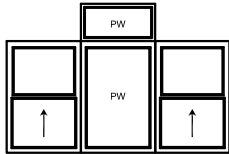
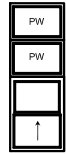
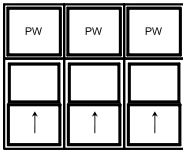
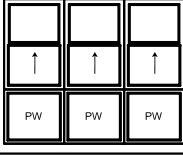


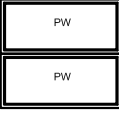
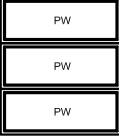
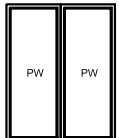
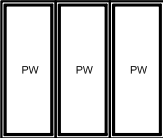
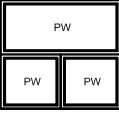
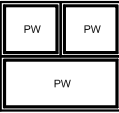
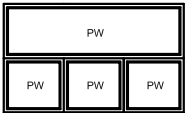
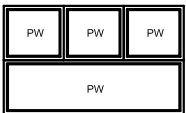
SINGLE HUNG / DOUBLE HUNG - Mull Configurations & Limitations

Configuration	Mezzo Replacement	Mezzo New Construction	70 Series	80 Series
	<u>Mull Type - Clearance</u> Factory Mull (FM): 1/16" C-Class (C): 1/16" Std. Field Mull (F): 1/16" I-Series Field Mull (I): 1"	<u>Mull Type - Clearance</u> Factory Mull (FM): 1/16" C-Class (C): 1/16" Std. Field Mull (F): 1/16" I-Series Field Mull (I): 1"	<u>Mull Type - Clearance</u> 70S Factory Mull (FM): 1" Single Frame (SF): SF	<u>Mull Type - Clearance</u> 80S Factory Mull (FM): 1" Single Frame (SF): SF I-Series Field Mull (I): 1-1/4"
PW over DH/SH 	FM / C / F / I	FM / C / F / I	FM / SF	FM / C / F / I
DH/SH over PW 	N/A	N/A	FM	FM / I
Twin DH/SH 	FM / C / F / I	FM / C / F / I	Model 7SH2 OR FM	Model 8SH2 OR FM / I
DH/SH - PW 	FM / C / F / I	FM / C / F / I	FM / SF	FM / C / F / I
Triple DH/SH 	FM / C / F / I	FM / C / F / I	Model 7SH3 OR FM	Model 8SH3 OR FM / I
DH/SH - PW - DH/SH 	FM / C / F / I	FM / C / F / I	FM	FM / I
PW over Triple DH/SH 	FM / C / F / I	N/A	FM (MUST USE RIP FIN FRAME)	FM / I (MUST USE RIP FIN FRAME)
Triple DH/SH Under PW 	FM / C / F / I	FM / C / F / I	Model 7SH3 (Bottom) w/ FM - Horizontal	Model 8SH3 (Bottom) w/ FM / I - Horizontal
Mull Limitations	120 x 108 56 ft ² 3 wide / 3 high NO STUCCO w/ I-Series Mull	120 x 108 56 ft ² 3 wide / 3 high	108 x 84 OR 84 x 108 48 ft ² 3 wide / 3 high	120 x 108 64 ft ² 3 wide / 3 high NO STUCCO w/ I-Series Mull

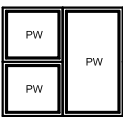
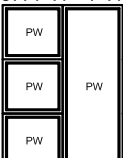
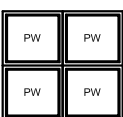


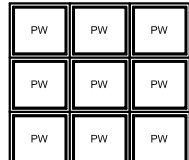
SINGLE HUNG / DOUBLE HUNG - Mull Configurations & Limitations

Configuration	Mezzo Replacement	Mezzo New Construction	70 Series	80 Series
	<u>Mull Type - Clearance</u> Factory Mull (FM): 1/16" C-Class (C): 1/16" Std. Field Mull (F): 1/16" I-Series Field Mull (I): 1"	<u>Mull Type - Clearance</u> Factory Mull (FM): 1/16" C-Class (C): 1/16" Std. Field Mull (F): 1/16" I-Series Field Mull (I): 1"	<u>Mull Type - Clearance</u> 70S Factory Mull (FM): 1" Single Frame (SF): SF	<u>Mull Type - Clearance</u> 80S Factory Mull (FM): 1" Single Frame (SF): SF I-Series Field Mull (I): 1-1/4"
PW over DH/SH-PW-DH/SH 	FM / C / F / I	N/A	FM (MUST USE RIP FIN FRAME)	FM / I (MUST USE RIP FIN FRAME)
2-High PW over DH/SH 	FM / C / F / I	FM / C / F / I	Model 72HP (Top) & FM - Horizontal	Model 82HP (Top) & FM / I - Horizontal
Triple DH/SH under Triple PW 	FM / C / F / I	FM / C / F / I	Model 73WP (Top) over Model 7SH3 (Bottom) & FM - Horizontal	Model 83WP (Top) over Model 8SH3 (Bottom) & FM / I - Horizontal
Triple DH/SH above Triple PW 	N/A	N/A	Model 7SH3 (Top) over Model 73WP (Bottom) & FM - Horizontal	Model 8SH3 (Top) over Model 83WP (Bottom) & FM / I - Horizontal
Mull Limitations	120 x 108 56 ft ² 3 wide / 3 high NO STUCCO w/ I-Series Mull	120 x 108 56 ft ² 3 wide / 3 high	108 x 84 OR 84 x 108 48 ft ² 3 wide / 3 high	120 x 108 64 ft ² 3 wide / 3 high NO STUCCO w/ I-Series Mull

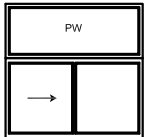
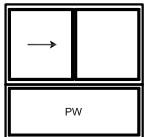
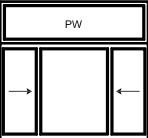
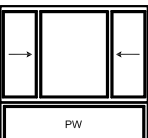
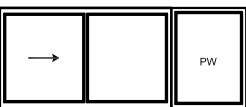
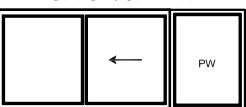

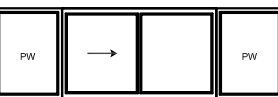
PICTURE WINDOW - Mull Configurations & Limitations

Configuration	Mezzo Replacement	Mezzo New Construction	70 Series	80 Series
	<u>Mull Type - Clearance</u> Factory Mull (FM): 1/16" C-Class (C): 1/16" Std. Field Mull (F): 1/16" I-Series Field Mull (I): 1"	<u>Mull Type - Clearance</u> Factory Mull (FM): 1/16" C-Class (C): 1/16" Std. Field Mull (F): 1/16" I-Series Field Mull (I): 1"	<u>Mull Type - Clearance</u> 70S Factory Mull (FM): 1" Single Frame (SF): SF	<u>Mull Type - Clearance</u> 80S Factory Mull (FM): 1" Single Frame (SF): SF I-Series Field Mull (I): 1-1/4"
2H PW 	FM / C / F / I	FM / C / F / I	Model 72HP OR FM	Model 82HP OR FM / I
3H PW 	FM / C / F / I	FM / C / F / I	Model 73HP OR FM	Model 83HP OR FM / I
2W PW 	FM / C / F / I	FM / C / F / I	Model 72WP OR FM	Model 82WP OR FM / I
3W PW 	FM / C / F / I	FM / C / F / I	Model 73WP OR FM	Model 83WP OR FM / I
2W PW - PW 	FM / C / F / I	FM / C / F / I	Model 72WP & FM - Horizontal OR FM	Model 82WP & FM - Horizontal OR FM
2W PW - PW 	FM / C / F / I	FM / C / F / I	Model 72WP & FM - Horizontal OR FM	Model 82WP & FM - Horizontal OR FM
3W PW - PW 	FM / C / F / I	FM / C / F / I	Model 73WP & FM - Horizontal OR FM	Model 83WP & FM - Horizontal OR FM
3W PW - PW 	FM / C / F / I	FM / C / F / I	Model 73WP & FM - Horizontal OR FM	Model 83WP & FM - Horizontal OR FM
Mull Limitations	120 x 108 56 ft ² 3 wide / 3 high NO STUCCO w/ I-Series Mull	120 x 108 56 ft ² 3 wide / 3 high	108 x 84 OR 84 x 108 48 ft ² 3 wide / 3 high	120 x 108 64 ft ² 3 wide / 3 high NO STUCCO w/ I-Series Mull

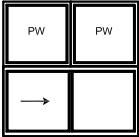
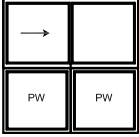
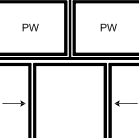
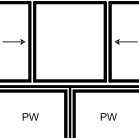
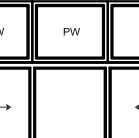
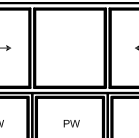
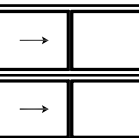
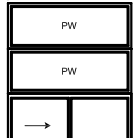
PICTURE WINDOW - Mull Configurations & Limitations

Configuration	Mezzo Replacement	Mezzo New Construction	70 Series	80 Series
	<u>Mull Type - Clearance</u> Factory Mull (FM): 1/16" C-Class (C): 1/16" Std. Field Mull (F): 1/16" I-Series Field Mull (I): 1"	<u>Mull Type - Clearance</u> Factory Mull (FM): 1/16" C-Class (C): 1/16" Std. Field Mull (F): 1/16" I-Series Field Mull (I): 1"	<u>Mull Type - Clearance</u> 70S Factory Mull (FM): 1" Single Frame (SF): SF	<u>Mull Type - Clearance</u> 80S Factory Mull (FM): 1" Single Frame (SF): SF I-Series Field Mull (I): 1-1/4"
2H PW - PW 	FM / C / F / I	FM / C / F / I	Model 72HP & FM - Vertical OR FM	Model 82HP & FM - Vertical OR FM
3H PW - PW 	FM / C / F / I	FM / C / F / I	Model 73HP & FM - Vertical OR FM	Model 83HP & FM - Vertical OR FM
2H PW - 2H PW 	FM / C / F / I	FM / C / F / I	Twin Model 72WP & FM - Horizontal OR Twin Model 72HP & FM - Vertical	Twin Model 82WP & FM - Horizontal OR Twin Model 82HP & FM - Vertical
2H PW - 2H PW - 2H PW 	FM / C / F / I	FM / C / F / I	Twin Model 73WP & FM - Horizontal OR Triple Model 72HP & FM - Vertical	Twin Model 83WP & FM / I - Horizontal OR Triple Model 82HP & FM / I - Vertical
3H PW - 3H PW 	FM / C / F / I	FM / C / F / I	Triple Model 72WP & FM - Horizontal OR Twin Model 73HP & FM - Vertical	Triple Model 82WP & FM - Horizontal OR Twin Model 83HP & FM / I - Vertical
3H PW - 3H PW - 3H PW 	CONSULT w/ ENG	CONSULT w/ ENG	CONSULT w/ ENG	CONSULT w/ ENG
Mull Limitations	120 x 108 56 ft ² 3 wide / 3 high NO STUCCO w/ I-Series Mull	120 x 108 56 ft ² 3 wide / 3 high	108 x 84 OR 84 x 108 48 ft ² 3 wide / 3 high	120 x 108 64 ft ² 3 wide / 3 high NO STUCCO w/ I-Series Mull

SINGLE SLIDE / DOUBLE SLIDE - Mull Configurations & Limitations

Configuration	Mezzo Replacement	Mezzo New Construction	70 Series	80 Series
	<u>Mull Type - Clearance</u> Factory Mull (FM): 1/16" C-Class (C): 1/16" Std. Field Mull (F): 1/16" I-Series Field Mull (I): 1"	<u>Mull Type - Clearance</u> Factory Mull (FM): 1/16" C-Class (C): 1/16" Std. Field Mull (F): 1/16" I-Series Field Mull (I): 1"	<u>Mull Type - Clearance</u> 70S Factory Mull (FM): 1" Single Frame (SF): SF	<u>Mull Type - Clearance</u> 80S Factory Mull (FM): 1" Single Frame (SF): SF I-Series Field Mull (I): 1-1/4"
PW over Slider 	FM / C / F / I	FM / C / F / I	FM / SF	FM / I / SF
Slider over PW 	N/A	N/A	FM	FM
PW over 3-Lite Slider 	FM / C / F / I	FM / C / F / I	FM / SF	FM / I / SF
3-Lite Slider over PW 	N/A	N/A	FM	FM
Slider - PW 	FM / C / F / I	FM / C / F / I	FM / SF	FM / I / SF
OX Slider - PW 	FM / C / F / I	FM / C / F / I	FM / SF	FM / I / SF
Slider - Slider 	FM / C / F / I	FM / C / F / I	FM / SF	FM / I / SF
PW - Slider - PW 	FM / C / F / I	FM / C / F / I	FM	FM / I
Mull Limitations	120 x 108 56 ft ² 3 wide / 3 high NO STUCCO w/ I-Series Mull	120 x 108 56 ft ² 3 wide / 3 high	108 x 84 OR 84 x 108 48 ft ² 3 wide / 3 high	120 x 108 64 ft ² 3 wide / 3 high NO STUCCO w/ I-Series Mull

SINGLE SLIDE / DOUBLE SLIDE - Mull Configurations & Limitations

Configuration	Mezzo Replacement	Mezzo New Construction	70 Series	80 Series
	<u>Mull Type - Clearance</u> Factory Mull (FM): 1/16" C-Class (C): 1/16" Std. Field Mull (F): 1/16" I-Series Field Mull (I): 1"	<u>Mull Type - Clearance</u> Factory Mull (FM): 1/16" C-Class (C): 1/16" Std. Field Mull (F): 1/16" I-Series Field Mull (I): 1"	<u>Mull Type - Clearance</u> 70S Factory Mull (FM): 1" Single Frame (SF): SF	<u>Mull Type - Clearance</u> 80S Factory Mull (FM): 1" Single Frame (SF): SF I-Series Field Mull (I): 1-1/4"
Twin PW over Slider 	Top: FM / C / F / I Bott: Model 03A2	Top: FM / C / F / I Bott: Model 03A2	Model 72WP Top & FM - Horizontal	Model 82WP Top & FM / I - Horizontal
Slider over Twin PW 	N/A	N/A	Model 72WP Bottom & FM - Horizontal	Model 82WP Bottom & FM - Horizontal
Twin PW over 3-Lite Slider 	Top: FM / C / F / I Bott: Model 03A3 / 03A9	Top: FM / C / F / I Bott: Model 03A3 / 03A9	Model 72WP Top & FM - Horizontal	Model 82WP Top & FM / I - Horizontal
3-Lite Slider over Twin PW 	N/A	N/A	Model 72WP Bottom & FM - Horizontal	Model 82WP Bottom & FM - Horizontal
Triple PW over 3-Lite Slider 	Top: FM / C / F / I Bott: Model 03A3 / 03A9	Top: FM / C / F / I Bott: Model 03A3 / 03A9	Model 73WP Top & FM - Horizontal	Model 83WP Top & FM / I - Horizontal
3-Lite Slider over Triple PW 	N/A	N/A	Model 73WP Bot & FM - Horizontal	Model 83WP Bot & FM / I - Horizontal
Slider over Slider 	N/A	N/A	FM	FM
2-High PW over Slider 	FM / C / F / I	FM / C / F / I	Model 72HP Top & FM - Horizontal	Model 82HP Top & FM / I - Horizontal
Mull Limitations	120 x 108 56 ft ² 3 wide / 3 high NO STUCCO w/ I-Series Mull	120 x 108 56 ft ² 3 wide / 3 high	108 x 84 OR 84 x 108 48 ft ² 3 wide / 3 high	120 x 108 64 ft ² 3 wide / 3 high NO STUCCO w/ I-Series Mull